


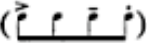
## LESSON #8: JAZZ BASICS PART 1-TIME AND FEEL


<http://allegedartist.wordpress.com/>


### SWINGING JAZZ EIGHTH NOTES

When you play JAZZ MUSIC with others, it is important to know how traditional swing eighth note patterns are played. Articulation is fundamental in playing swing eighth notes. Thinking about syllables will help you articulate swing jazz eighth note patterns correctly.

1. (  ) Many jazz patterns end with a syncopated off-beat eighth note. Start the first eighth note with a "D" attack and pop the final eighth note with a "T." DO NOT SEPARATE THE PAIR OF EIGHTH NOTES. Think, DOO-DIT, not TA-TAT.

2. (  ) When a series of eighth notes occurs, play them smoothly from beat to beat. Start these patterns with a "D" attack and keep the air moving when you use the tongue! Think about the syllables DOO-N-DOO-DIT.

3. (  ) When quarter notes are mixed with eighth notes, DO NOT RUSH eighth note patterns that proceed or follow. Let the accents help you move the pattern smoothly. Think about the syllables DOO-DOO-N-DOO-DIT.

4. (  ) Longer eighth note patterns with pick-up notes may need special attention. CONCENTRATE ON THE BEAT as you play these patterns. Play the house-top accents in this pattern with a real punch and DO NOT SEPARATE THE EIGHTH NOTES THAT FOLLOW. Think about DOOT-DOOT-DOO-N-DOO-N-DOO-N-DOO-DIT. It never goes TA-TA-TA-TAT!

SWING FROM A DRUMMER'S  
PERSPECTIVE ON THE NEXT PAGE →

# SWING 101

4/4 ||:  $\overset{3}{\text{♪♪♪}}$   $\overset{3}{\text{♪♪♪}}$   $\overset{3}{\text{♪♪♪}}$   $\overset{3}{\text{♪♪♪}}$  :|| etc...

↳ =  $\frac{12}{8}$  ||:  $\overset{\curvearrowright}{\text{♪♪♪}}$   $\overset{\curvearrowright}{\text{♪♪♪}}$   $\overset{\curvearrowright}{\text{♪♪♪}}$   $\overset{\curvearrowright}{\text{♪♪♪}}$  :|| etc...

Later...

4/4 ||:  $\overset{3}{\text{♪7♪}}$   $\overset{3}{\text{♪7♪}}$   $\overset{3}{\text{♪7♪}}$   $\overset{3}{\text{♪7♪}}$  :|| etc...

Still later...

4/4 ||: ♩  $\overset{3}{\text{♪7♪}}$  ♩  $\overset{3}{\text{♪7♪}}$  :|| etc...  
(ride pattern)

16<sup>th</sup> note variation 4/4 ||: ♩ ♩ ♩ ♩ :|| etc.